

STUDENT'S WORKSHEETS

FOUNDATION PROGRAMME FOR LITERACY
NUMERACY AND SKILLS

INSTRUMENTAL MUSIC

GRADE 9

**TITLE : INSTRUMENTAL ACCOMPANIMENT
TO THE NATIONAL ANTHEM**

**MOE
MAHATMA GANDHI INSTITUTE
2025**

TABLE OF CONTENT

Student's Worksheet	01
Introduction & Activity 1	02
Activity 2	03
Activity 3 & 4	04
Activity 5	05
Exercise 1	06
Progress	07

GRADE 9

STUDENT'S WORKSHEET

TITLE :
**INSTRUMENTAL ACCOMPANIMENT
TO THE NATIONAL ANTHEM**



Introduction

Patriotism plays a vital role in the Mauritian context, where our national identity is shaped by unity in diversity, cultural respect, and love for our shared motherland. Music reinforces our appreciation of our rich cultural heritage, where discipline, devotion, and respect for tradition are central values. We shall learn that patriotism is not only about singing national words, but about embodying pride, unity, and gratitude for Mauritius through artistic expression.

In this lesson, we will learn about how to accompany the National Anthem through instrumental music using basic techniques and simple percussion instruments available in class.

Activity 1

Warm Up

- Listen to your teacher carefully.
- He/She is going to tap some simple rhythmic phrases, preferably through hand claps.
- You have to identify whether the patterns were slow/fast and soft/loud.



Question Time: According to you, what do patriotic songs represent for a country?

Activity 2

Listening to the National Anthem

- Your teacher will play the National Anthem on speakers.
- Listen to the full anthem attentively.
- Pay attention to the rhythm, tempo, dynamics and overall mood and emotion of the anthem.

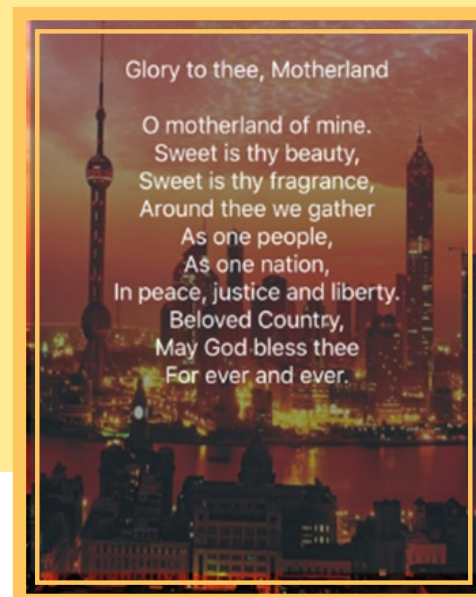
Question Time:

- *How does the National Anthem make you feel?*
- *What does it remind you of?*



Activity 3

- With the help of your teacher, read the lyrics of the national anthem.
- Discuss the meaning behind the National Anthem's lyrics.
- Identify values expressed in the National Anthem such as Unity, Peace amongst others.
- You may share your own interpretation of selected lines of lyrics to the whole class.



Activity 4

Instrumental Accompaniment: Demonstration and Practice

- Follow your teacher's explanation and demonstration attentively; how the teacher extracts simple rhythmic patterns from the anthem to form the basis of the accompaniment.
- Repeat each rhythmic pattern after your teacher.
- Once you have mastered the rhythm, only then move to instruments.
- You may make use of different musical instruments such as shakers, Triangle, Maracas amongst others for accompaniment.
- Under your teacher's guidance practice the instrumental accompaniment to the National Anthem.
- Emphasize on respect and pride while performing.



Activity 5

Listening to Local Patriotic Songs

- Your teacher will play a range of local Patriotic Songs.
- Listen, sing along, accompany through hand claps and enjoy all tracks played without forgetting to focus on respect and pride for your country.



Exercise 1

Fill in the Blanks with the given words

Glory to thee, _____

O Motherland of mine.

_____ is thy beauty,

Sweet is thy _____,

Around thee we gather

As one _____,

As one _____,

In peace, _____ and liberty.

Beloved _____,

May God bless thee.

For ever and ever.

People

Justice

Motherland

Country




Sweet

Nation

Fragrance

PROFILLING: (Tick Appropriately)

Lesson 2- PATRIOTISM; MY PROGRESS?

			
	Good	Satisfactory	Needs Improvement
What have I Learned?			
Understand the National Anthem & its meaning'			
Clap and perform rhythmic patterns accurately while Maintaining steady tempo			
Perform simple accompaniment patterns using classroom instruments.			
Demonstrate respectful behaviour while performing the anthem			
Work cooperatively during group performance			
Reflect on the meaning and importance of patriotic songs			



**MOE
MAHATMA GANDHI INSTITUTE
2025**

